



The future of Wickham and Knowle

A report to Wickham Parish Council from the
Parish Plan Steering Group

**Based on the survey
of local people in 2019**

Index

	Topic	Page
Report 1	Report summary	2
2	Purpose of the survey	3
3	Methodology	3
4	Parish setting and context	5
5	Knowle	7
6	Wickham – including Wickham Square	9
7	Traffic in Wickham	11
8	Housing and drainage	14
9	Local services and facilities	16
10	Recreation, leisure and the environment	18
11	Steering group conclusions	20
12	Next steps	20
13	Acknowledgements	20
Appendix 1	Survey form	21
2	Example of poster used to promote survey	23
3	Population and growth changes	24
Separate PDF 4	The likes and dislikes of Knowle respondents	30
5	Changes suggested by Knowle respondents	33
6	The likes and dislikes of Wickham residents	34
7	Changes suggested by Wickham residents	37
8	The likes and dislikes of Wickham visitors	40
9	Changes suggested by visitors to Wickham	42
10	The likes and dislikes of those who work in Wickham	43
11	Changes suggested by those who work in Wickham	45
12	Summary of meeting held with Chamber of Trade	46
13	Changes suggested by Wickham residents, visitors and workers	47

Steering group membership:

Kathryn Holladay (Chairman) – Wickham resident
 Paul Burlingham – Wickham resident
 Carl Dixon – Wickham Parish Councillor
 Brian Edwards – Knowle Residents Association
 Wendy Greenish – Chairman of Wickham Society
 Anton Hanney – Chairman of Wickham Residents Association
 Loraine Rappe – Wickham Parish Councillor and Knowle Residents Association
 David Rhind – Advisor regarding population figures and growth

Purpose of the survey:

To seek the views of those living, visiting and working in the Parish of Wickham which also includes the village of Knowle. It was an opportunity for local people to give their views on what matters to them; to say what they think about issues facing our community and to make their contribution to the continuing development of the Parish Plan, thus giving a vision for the future of our community that is based on the needs and aspirations of those who live, visit and work in this Parish.

Report summary

In this report we present the findings of the survey carried out between May and September 2019 in the Parish of Wickham. This survey was commissioned by Wickham Parish Council. A total of 637 individual survey forms were completed throughout the Parish from people who live, visit and work in Wickham and Knowle.

Knowle - Positives

- The peace and quiet; well-kept village
- Access to open countryside, including Meon Valley Trail
- Good location for accessing other local places
- Historic buildings

Key concerns

- Insufficient residential parking spaces
- Restricted access for emergency vehicles caused by overcrowded parking
- The expected extra traffic resulting from the development of Welborne
- Lack of measures to calm the speed of traffic
- Insufficient opportunities for social interactions
- Limited shops
- Limited public transport causing isolation and making it hard to access basic services

Wickham - Positives

- Community spirit
- The variety of independent shops, services and local events
- Access to open countryside, including the Meon Valley Trail
- Good location for accessing other local places
- The ambience of the Wickham Conservation Area and historic buildings

Key concerns

- Traffic – volume, speed, noise and impact on the environment
- Anticipated extra traffic resulting from the development of Welborne
- The lack of significant traffic management schemes to mitigate existing and future problems
- Dangerously narrow and uneven pavements
- The lack of safe crossing places on main roads
- Insufficient parking in Wickham Square for residents, visitors and workers
- Air pollution and the need for more tree and hedgerow planting to offset this.

Steering Group for this report:

The group was formed in the autumn of 2018. Membership being made up of residents from Wickham and Knowle and including representation from Wickham Parish Council, Knowle Residents Association, Wickham Society and Wickham Residents Association. Kathryn Holladay chaired the group.

Methodology:

Mark Maitland, Community Liaison Officer at Winchester City Council attended the meeting held on 8 November to advise the group on the most effective way of gaining feedback from the community. The survey form was based on his advice (appendix 1) and made available in printed and electronic format. 2,500 copies of the survey form were printed with details of how to post it back or access it online through <https://www.surveymonkey.com/r/wkparishplan> . A dedicated email address was included for people needing more information about the survey. No emails were received to this address.

The survey was formally launched at the Parish Assembly on 16 May 2019 with a closing date of 30 September 2019. The following methods were used to make people aware of the survey and to request their participation:

- Survey forms were displayed in Pages Newsagents, Warwick Lane, Bay Tree Walk, Wickham Community Centre, Knowle Village Hall and Wickham Surgery.
- Collection boxes were placed in Pages Newsagents, Wickham Community Centre, Wickham Surgery and Warwick Lane. A dedicated letterbox was installed on the main road leading into Knowle. The collection boxes were checked every few days for responses.
- A stall was set up at the Wickham Church fete in June 2019.
- A copy of the survey form was included within the July and September issues of the Wickham Parish Magazine. The July edition is delivered to every household in Wickham. A copy of the survey form was included in the summer edition of the Knowle Post distributed to every households in Knowle in early August 2019.
- A printed copy of the survey form was delivered to households in Wickham (in early August) and to Knowle (in early September).
- Members of Wickham Residents Association, Wickham Society, U3A, Wickham History Society and the Wickham Twinning Association were notified by email of the electronic link to the survey and encouraged to forward the details to local friends and family.
- A link to the survey was displayed on the Parish Council website and Knowle Residents Association Facebook page. Posters (appendix 2) with details of the survey were displayed in strategic locations in Wickham and Knowle.
- A member of the steering group attended a Wickham Chamber of Trade meeting and the monthly Wickham Lunch Club at the Community Centre to raise awareness of the survey.
- Shops were visited in May and leaflets left for staff and customers, where shop managers agreed.
- A stall with survey leaflets was set up in Wickham Square on two Saturday mornings in August and on Knowle village green one Friday evening alongside the mobile fish and chip shop.

- Children at the local primary school took part in the survey as a classroom activity in September 2019.

417 printed survey forms were completed; 220 responses were received via Survey Monkey.

Survey respondents' breakdown:

	Wickham	Knowle	Total
5 to 11 years	26	19	45
12 to 18 years	8	10	18
19 to 35 years	20	16	36
36 to 60 years	97	67	164
61 to 75 years	98	23	121
75 years +	85	9	94
Visitors	116	5	121
Workers	36	2	38
Total	486	151	637

The survey was based on three questions:

1. What are the best things about living/working/visiting here?
2. What are the worst things about living/working/visiting here?
3. What changes would you like to see to improve living/working/visiting here?

A thematic review was undertaken of all the survey returns. The results presented within this report are broken down by the key topics revealed in the survey. The data that informs these results can be found in Appendices 4 to 13, located within a separate document held on the Wickham Parish Council website www.wickhamparishcouncil.org.

N.B.

Please note that within the context of this report, when reference is made to respondents, this refers to residents, visitors and workers altogether. Where it is more appropriate, reference may be made to just one of these categories.

Survey evidence

The percentages given within this report relate to the respondents to the survey and not the total population of the communities of Knowle and Wickham.

Parish setting and context



Wickham village was a Roman military post and Saxon settlement; the first written mention of the village appears in a Royal Charter document dated 826. The village appeared in the Domesday Book of 1086 as part of the Titchfield Hundred. The church of St Nicolas in Wickham was built in the early 12th century, being largely rebuilt in the 19th century. There is a significant number of listed buildings in the village. The village square along with nearby medieval streets are designated as a conservation area. Dating back to the 13th century, there has been an annual horse fair held in the village on 20 May.

Wickham is situated in the beautiful countryside of the Meon Valley on the southern boundary of the South Downs National Park. The River Meon runs through the village. Wickham is at the junction of two significant A roads (A334 Fareham to Winchester and A32 Fareham to Alton) which both run through residential areas of the village. As well as the village church there is a thriving community centre, a variety of sports facilities, a medical centre and primary school located in the village, which support residents throughout the parish. Wickham also offers a wide range of small independent shops providing for everyday needs as well as specialised gift shops, used by both parish residents and visitors from the nearby Meon Valley and surrounding areas.

Within Wickham Parish, the purpose-built village of Knowle has been developed since the beginning of this century. Knowle began life as the Hampshire County Lunatic Asylum which was first occupied in 1852 and continued operating as a Hospital until its closure in 1996. In 2000 work began on redeveloping the site for housing, including conversion of the historic hospital buildings. Knowle benefits from leisure facilities on the village green including a football pitch and tennis court. A community hall includes a sports hall, changing facilities and a small meeting room, with basic kitchen facilities.

The character of Knowle Village is defined by the historic red Fareham brick hospital buildings which have been retained. These provide a clear focal point to the village and have influenced the layout of the surrounding more recently built homes. There is a high number of apartments relative to the size of the village, resulting from the conversion of the hospital buildings. The edges of the village include modern housing designed to promote shared use of public space.

The proposed development of Welborne Garden Village will be located immediately to the east of Knowle Village, within Fareham Borough Council's administrative area. It will comprise of a mixed-use development of 6,000 new homes and associated infrastructure. The outline planning application for Welborne was agreed in October 2019.

In association with the Welborne application, there are proposals to allow the nearby Dash Wood to be used as a SANG (Suitable Alternative Natural Green space) for Welborne. This will improve the facilities within the woodland and provide an enhanced network of paths. It also presents an opportunity to create a network of green infrastructure to improve access to the countryside and enhance local biodiversity.

The Meon Valley Trail was once a railway line running from Fareham to Alton transporting local livestock and agricultural produce. The trail now spans 11 miles through picturesque countryside, from West Meon in the north to Wickham in the south. The trail continues south towards Knowle but currently comes to a dead end near the western edge of Wickham. The opening up of the southern end of this route, so that a connection can be created between the Meon Valley Trail and Knowle, is a longstanding planning policy objective.

For information regarding the population growth and profile of residents living in the Parish please refer to Appendix 3.

The following information is broken down by the key themes that emerged from the thematic review undertaken of the survey forms received by the steering group. To ensure that all the comments made are recorded and available to see there is a more detailed breakdown of all the likes, dislikes and changes written about on the survey forms within a separate supporting document - Appendix 4 to 13.

Knowle

Survey messages:

1. Residents and visitors in Knowle value the peace and quiet and semi-rural location of the village and the easy access to both towns and open countryside.
2. They appreciate the village green and how well the village is maintained.
3. Residents' main dislike is the lack of residential parking spaces and inconsiderate parking in the village – with the associated risk that emergency vehicles will be unable to reach their destination in a timely way.
4. While many residents feel very safe living in Knowle, concern was expressed about anti-social behaviour.
5. Isolation is a concern as there are limited bus services and shops in Knowle and a lack of venues providing opportunities to congregate and socialise.



Survey respondents' suggestions:

6. Increased parking facilities and an improvement in the way people park, particularly on the corners of roads

Comments

'Living in Knowle is brilliant!'

'The old hospital buildings are very beautiful and there is lots of green space which is well looked after'

'Like being part of a small village'

'People in Knowle take pride in their homes and gardens'

'Love the off-beaten track feeling'

'I'm very concerned about an accident happening. As I write, 2 cars have past my house at high speed. It's the school holidays and there are a lot of children about. Something need to be done ASAP'

'There is a real problem with the lack of parking and parking on pavements and corners – the worry of emergency vehicles being unable to reach you'

'Parking!'

'Parking, especially when football matches are on'



7. Reduction in the speed limit; introduction of a one-way system; speed controls e.g. speed bumps
8. Improved community facilities and activities in the village hall with social events for residents; expansion of the village hall
9. Improvement to the skate park, including the replacement of the litter bin
10. More activities for older children and a kids' summer camp
11. Joining of Wickham and Knowle via the Meon Valley Trail
12. Planting of daffodil bulbs
13. Sale of newspapers at the weekend and fresh vegetables
14. Greater police presence in the village
15. Double or single yellow lines around Knowle Avenue to allow better access for buses and emergency vehicles.

Survey evidence:

16. 42% (60/144) of Knowle residents who responded to the survey and 5 of 7 visitors and workers gave 'peace and quiet' as a reason they liked being in Knowle. 26% (41/151) enjoyed the village green and open spaces in the village and 22% (33/151) appreciated how well the village is maintained.
17. 14% (21/151) felt there was a good community spirit, while 17% (25/144) of residents said that they had 'good neighbours.' However, 5% (7/144) mentioned a lack of community spirit and events where they could meet other residents. Three respondents experienced isolation.
18. 27% (40/151) of respondents raised concerns about the lack of residential parking spaces and inconsiderate parking – particularly on street bends, causing insufficient road space for emergency vehicles to travel.
19. 17% of residents were unhappy about the limitations of the bus service e.g. no bus service on a Sunday; without a car, it is difficult to access many quite basic services.
20. 11% of respondents said that they felt very safe in Knowle, although 6% of residents were concerned about anti-social behaviour in the village.

'Poor amenities, the shops do their best, but it isn't adequate for a village of this size'

'Lack of ways to meet other residents'

'Nowhere to take your family for a meal at a reasonable cost'

'Find a less intrusive way of lighting in the car parks'



'Infinity FC to move to another location, as they clearly cannot control their language and behaviour'

'Parish Council forgets about Knowle'

'In some ways, Knowle is a classic example of what happens when developers are allowed to build homes and nothing else'



'When we first moved to Knowle, our neighbours had 2 small children, with 2 cars parked in their drive, now those children are grown and there are 4 cars that need to be accommodated each night'

'Compost recycling for flat dwellers'

'MORE BINS! There is so much litter!'

'Solar lights in the skate park'

Wickham – including Wickham Square

Survey messages:

1. Residents and visitors enjoy the range and variety of the independent shops and amenities.
2. The Taste of Wickham and similar events are well regarded. Views are divided about the Wickham Horse Fair.
3. The limited parking spaces in the square is a significant concern.
4. The 30 minutes free parking in the Square is valued.
5. There are some concerns about security and anti-social behaviour in the Square.
6. There is a strong 'community spirit' in Wickham.
7. The historic buildings and history of Wickham are valued as are the new history boards located throughout the village.



8. Limitations of the bus service is a restriction for some people.

Survey respondents' suggestions:

9. Introduce a one-way system for the traffic in the Square
10. A suitable coach drop-off point, and coach parking for 2 – 3 hours, would boost trade without needing extra parking
11. Include recycling waste bins in the Square
12. Additional signage to alternative parking areas, the Water Meadows etc
13. Use the Square for more frequent farmers' markets
14. Better speed and parking enforcement

Comments

'Lovely village vibe – everyone is friendly'

'Village shops are considerate of the elderly'

'I love events in the Square'

'Parking is a major problem, with no obvious solution. It affects living, working and visiting here'

'Lots going on for a small village - music festival, Taste of Wickham, Boxing Day vehicles, Morris Dancing, many societies etc'

'The vibrancy of the Georgian Square'

'As a child in the 60s, Wickham Fair was a loved event. Now – pubs closed, square empty and a police state'

'Parking!'

'The festivals are a great way to bring the community together'

'The cobbled crossings in the Square are misleading and dangerous to use'

'Improved traffic circulation in the Square with some form of one-way system, if only on a trial basis'

'Provision for the let down and take up of coaches – and parking for coaches'

'More police patrols and parking officers'

'There should clearer signs to the station extra parking'

'Parking in the Square is a joke and prevents us visiting'

'Quite a number of the retail properties in the Square need a

15. Introduction of CCTV cameras in the Square 'to observe night drunken damage and break-ins to business premises.'

Survey evidence:

16. 47% (156/334) of Wickham residents, 38% of workers (14/36) and 17% (20/116) of visitors in Wickham who responded to the survey gave 'community spirit' as one of the reasons why they liked Wickham. This comment was the most popular reason given for liking to live, work or visit in Wickham.
17. 38% of Wickham residents and 66% of visitors stated that they liked the range of shops. 39% of visitors and 13% of residents also valued the available pubs and restaurants. 7% (10/144) of Knowle residents also mentioned the value of the shops in Wickham.
18. Several people acknowledged the easy access to shops and appreciated the free 30 minutes of parking. However, 50% of visitors, 39% of workers and 34% of residents expressed concern about the lack of available parking. 5% of respondents from Knowle also mentioned this problem.
19. The uneven pavements and the risk to pedestrians when crossing the road in the Square was mentioned particularly by older residents.
20. While 2% of residents surveyed said they enjoyed the Wickham Horse Fair, 13% said they did not.



21. 25% of visitors enjoy the historic feel of Wickham; 11% of residents also mentioned this.

coat of paint and frontal makeover'



'This unique village square has been transformed into a giant car park'

'Worried for female workers walking to work along unlit roads'

'The lack of vision and progress for Wickham to remain vibrant and relevant in years to come'

'Better traffic management, during peak times the Square is chaos'

'You can find anything you want here - from birthday cards to rat poison'

'Very dangerous junction at the Church crossroads for pedestrians and drivers'

'Struggle to park' – 'parking spaces too narrow'

'No real changes needed except for parking'


'One habit that has increased is people in normal cars parking in the centre of the road – this should be stopped with stricter warden controls'

'Being able to walk to Wickham Square and the variety of shops that cater for almost anything you require'

Traffic in Wickham

Survey messages:

1. By far the greatest concern of both Wickham residents and visitors was the volume, speed and noise of traffic. It was the largest 'dislike' of any category identified by Wickham respondents in the survey.



2. Demands for traffic calming measures to reduce the speed of traffic on the main roads and lanes around Wickham and reduce air pollution.
3. The dangerous speed and antisocial noise of motorbikes, including into the evenings and weekends, was a significant concern.
4. The damage to road surfaces and buildings caused by heavy lorries using the A32 and A334 - and sometimes cutting through the Square.
5. The challenge for pedestrians trying to cross the main roads, particularly the A32 (School Road & at the Church) and the A334 (near 'Moles') due to increased traffic.
6. The danger of the narrow pavements at 'Moles' and Moss Court where pedestrians are close to fast moving, wide and heavy traffic



Comments

'The really busy, noisy, bad road I have to cross to get into the village'

'Our roads are already dangerous and speeding. To combat that there is minimal traffic calming and speed reinforcement measures'

'Noise pollution caused by excessive noise of some car and motorcycle exhausts that at the weekend starts before 0600 and continues after 2200hrs'

'An increase in large lorries coming through, apart from normal traffic'

'SPEED of very large and long vehicles. Really bad. My property shudders as they speed by'

'Any issue on the M27 has an immediate and significant impact as traffic diverts along the A334'

'Total chaos when traffic diverts when there is a problem on the motorway'

'It is very frightening walking on the footpath beside the cottages (on Winchester Rd) when lorries with a wide overhang pass by at speed. (It is a 30mph section, but everything travels 50-60mph).'

'Lorries thunder through both ways, closely missing pedestrians'

'The traffic, the resulting pollution and the over-development of the area is resulting in the loss of beautiful and historic countryside'

7. The negative impact of problems on the M27 causing high volumes of traffic to be diverted through Wickham creating long queues at key junctions.
8. Concern that without significant additional traffic management, the volume of traffic will only increase with the development of Welborne creating more congestion in Wickham.

Survey respondents' suggestions:

9. Speed controls and enforcement on the main A roads and in Wickham Square.
10. Measures to reduce heavy lorry traffic in built up areas near historic buildings and narrow footpaths.
11. More pedestrian crossings on A32 and A334 especially as new housing developments are planned on both roads.
12. Monitoring and enforcement of the speed and noise of motorbikes using the A32 particularly on Hoads Hill.
13. Several residents, visitors and workers suggested having a one-way system in the Square (via Bridge Street), a 20mph speed limit through the Square and possibly a bypass.
14. A one-way system and a 20mph speed limit in the Square.



Survey evidence:

15. When considering the joint concerns of speed, volume and noise of traffic, 73% (244/334) of Wickham residents and 19% (22/116) of visitors to Wickham who responded to the survey wanted action in this area, making it the main issue for change in the survey.

'Measures (needed) to slow traffic on A32 and improve pollution levels'

'The volume and speed of traffic on all the roads around the villages has become unacceptable'

'Traffic on the A32 needs calming and HGV restrictions in place'

'Excessive speed on the A334 Wickham Rd on which there is no enforcement whatsoever'

'Speed cameras on School Road, Fareham Rd and Winchester Rd'

'A light up speed sign on Winchester Rd as you come into the village, as they have in Droxford and West Meon'

'Use noise monitoring equipment on Hoads Hill to enforce the law on excessive noise and speed'

'The traffic from the A32, mainly motorbike noise normally racing, especially at weekends, early mornings and during the night'

'HGV's using the Square as short cut between the A32 north and A334 causing total chaos and damage to street furniture especially at the junction of Bridge Street and A32'

'Lights or zebra crossing on School Rd to allow safe crossing especially with new housing. Improvement of traffic management at the church crossroad'

'Fast and dangerous traffic on A334 with unsafe, narrow pavements.'

'Urgently need traffic lights at the Church Crossroads'

'An immediate plan to make our roads safer – permanent speed'

16. 36% of residents and 11% of visitors dislike the volume of traffic in the area. This was the highest topic of 'dislike' and it was listed by all age groups in the survey.
17. 28% of residents expressed the need for traffic calming measures to reduce the speed of traffic on the A32, A334, Mayles Lane and Mill Lane. This issue had the highest number of respondents wanting it to be addressed in the future - suggestions included speed cameras, light up speed sensor signs, speed bumps, pinch points etc.
18. 11% of residents specifically identified noise pollution and the danger from speeding motorbikes, especially at weekends and evenings. 6% went on to request more regular traffic patrols and speed penalties.
19. 9% of residents disliked the number of large, heavy lorries and the damage they caused, and 6% of residents wanted restrictions and traffic management of the heavy lorries using Winchester Road, School Road and Mayles Lane.
20. There is real concern among residents about the danger to pedestrians due to the difficulty of crossing the busy main roads. 15% (including several primary school children) wanted improved traffic management such as traffic lights or a crossing at the Church crossroads and on School Road, particularly with the new development planned for 'The Glebe'.



21. Many residents highlighted the danger of narrow pavements forcing pedestrians, especially toddlers and the elderly, to be too close to large, fast moving vehicles. This applied particularly at "Moles", (near to the children's nursery) and near the sheltered housing at McCarthy & Stone.

and noise curbs, better enforcement and a controlled school crossing in School Rd where the new development will mean that those needing to cross that road will quadruple and will include children, the elderly and the infirm'

'We live on School Rd with a toddler. Crossing the road for the nursery is so dangerous'

'We need a roundabout at the Church crossroads. There are loads of minor accidents – why do we have to wait for a fatality'

'Reduce the traffic by constructing a bypass.'

'Dangerous driving by motorbikes - they petrify us outside our house with our young children'



'I hate the sound of vehicles roaring up the A32 without silencers'

'Mill Lane is used as a rat run. The bend by the fire station requires a double white line as drivers both ways take the bend too widely'

'Secure bike parks in the Square by the bus stop'

'The speed limit on Winchester Road enforced to protect pedestrians'

Housing and drainage

Survey messages:

1. Great concern about further development on greenfield sites in both villages (120 homes at Winchester Road, 82 homes on the Glebe in Wickham as well as 200 more homes in Knowle).
2. Anxiety about the impact of further development on vehicle volumes, school capacity, surgery waiting times, drainage and sewerage.
3. There is considerable concern about the additional impact on the local infrastructure of Welborne – a new community of 6,000 houses to be built adjacent to the southern boundary of the parish accessed via the A32.



WELBORNE
GARDEN VILLAGE

4. At the same time, there was a feeling that insufficient affordable housing is being provided in the Parish to enable young people to stay in the area.
5. Concerns about flooding, drainage and sewerage disposal, especially after heavy rain on the roads and low-lying areas.



Comments

'Ever-increasing housing development with no commensurate improvement in infrastructure'

'Future infrastructure not in place for population growth – schools, doctors'

'Traffic and increase in houses without investment in facilities'

'No new housing as I fear it will clog roads and cause the amenities in the village to change'

'Loss of village identity to be a dormitory for Fareham and Welborne'

'Cost of houses; it's out-pricing people like myself. I'm forced either to rent or move out of the area'

'a concern for the future about the ability of the village to preserve its sense of identity'

'There are problems with water drainage and wastewater disposal after heavy rainfall'

'I hope that a decent space between Fareham and Wickham will be maintained in order to preserve its unique identity'

'Making cost of housing affordable for younger generations otherwise it will just be the older population that will be able to live here'

'More affordable housing for young people (2 young daughters both doing degrees; nowhere they can afford to live)'

Survey respondents' suggestions:

6. Preservation of a strategic gap between Wickham Parish and Welborne.
7. Inclusion of affordable housing within the planned new developments in the Parish.
8. No further expectation that the Parish should be required to provide any future additional housing with the advent of Welborne so close to the Parish boundary.

Survey evidence:

9. 28% (136/486) of Wickham respondents are concerned about increasing pressure on infrastructure and services e.g. roads, parking, surgery appointments & drainage/sewerage.
10. 23% of Wickham residents want to stop new building on greenfield sites and keep the semi-rural feel.
11. 22% of Wickham residents disliked the proposed Wickham housing developments.



12. 15% (51/334) of Wickham and 16% (23/144) of Knowle residents mentioned their dislike of the proposed Welborne development and were concerned about Wickham and Knowle merging into Welborne and Fareham, and the risk of becoming part of a suburban sprawl.
13. Lack of affordable housing was a concern; there was a desire for more affordable housing for young people.
14. 4% of Wickham residents mentioned that they were concerned that the current problems, of the overload of the drainage system and recent flooding, would be exacerbated by the increase in planned housing.

'Constant threat of development in surrounding countryside'

'There is a need for an updated sewerage system capable of dealing with the increasing population of the village'

'The Welborne development's proximity should exempt Wickham from any more development for 20 years due to its scale'

'Planning permission has been given for 250 homes in Wickham in the absence of any assured solution as to how the village's overloaded drainage system, and the threat of flooding, will cope'

'Stop the insane development projects that are eating up every accessible green space and pushing our infrastructure to the point of destruction'

'The surgery gives excellent care, but I wonder if it will be able to cope with all the new housing'

Local services and facilities

Survey messages:

1. Wickham village events are popular and bring revenue to local business, although there were concerns about the Horse Fair.



2. The variety of clubs and activities in Wickham, many of which are held at the Community Centre, are supported and valued. However, several Knowle residents were concerned at the limited activities open to them within their village hall.
3. Improvements are needed in public transport following cutbacks in recent years.
4. Wickham C of E Primary School is attended by pupils from both Wickham and Knowle. The classes in the survey were enthusiastic about their school and enjoyed travelling on the school bus.
5. There are many very positive comments about Wickham Surgery and an appreciation of the other medical services such as the local chemist.
6. The friendliness of St Nicolas Church in Wickham and its support to the community is appreciated.
7. Residents in Knowle do not have a wide range of shops and services within their village centre.

Survey respondents' suggestions:

8. Improve the frequency and routes available by public transport to connect Knowle and Wickham to nearby towns and cities, especially to link with rail transport.

Comments

'I love events in the Square'

'Some good events – Festival, Taste of Wickham'

'Variety of societies and clubs to join'

'I love the sense of belonging to a community of this size, and the Community Centre is such a bonus'

'Wickham has many groups and activities at the Church, Community Centre, School and Square to suit all ages and interests'

'I like the Community Centre and all it offers. The doctors and medical centre staff – their care. The Church, especially Rev Jane and their work for the community. The village agents and the community care drivers'

'We have an excellent medical centre'



'If this event cannot happen without causing so many local businesses to close with financial loss, disruption to village life and the expense of policing it and cleaning it up, then serious consideration should be given to either relocating or cancelling the fair'

9. Have more events in Wickham Square such as a quarterly farmers' market and musical events.
10. Re-locate the Horse Fair within the Parish to cause less disruption to traffic and businesses.
11. Improve the appearance and condition of Wickham Community Centre, with a focus on providing more activities to attract the younger generation.
12. Ensure that there is enough capacity in Wickham Surgery to cope with the growing population of both villages and possibly the first residents in Welborne.

Survey evidence:

13. Wickham events are popular with its residents and visitors. 11% (51/450) spoke highly of them. Some people would like more and have suggested a regular farmers' market and musical events.
14. The Chamber of Trade support events in the Square as they often brought in extra trade. However, there were concerns about the Horse Fair when, for security reasons, shops and services within the Square are closed for two days.
15. 13% (45/334) of Wickham residents expressed dislike for the Horse Fair with 7% wanting it stopped. 3% of residents and 4% of visitors suggested it move to the Recreation Ground, be held exclusively in the Square or relocate to the Glebe to enable the A334 to remain open on Fair day.
16. 13% of Wickham residents valued the surgery and range of medical facilities in Wickham.
17. 8% of Wickham residents appreciated the range of clubs and activities open to all ages and 5% particularly mentioned events at the Community Centre.
18. 4% of Wickham residents appreciated the hourly bus service but 12% of residents in Wickham and 6% of visitors felt that there was insufficient public transport. 17% (26/151) of Knowle respondents mentioned the lack of an adequate bus service for Knowle, however three residents were complimentary about the reliability of the bus service in Knowle.

'I miss the bus route that went from Wickham to QA'

'Quarterly or biannual farmers' market- ties to the historic use of the Square'

'Fuller use of the Square for events – maybe regular market day, son-et-lumiere season, more music events'

'Update/improve the condition of the Community Centre so that it is more welcoming in appearance, clean and cobweb free'.

'I live in Wickham and can see that my friend in Knowle is disadvantaged in retail choices, as she no longer has her own transport and has to rely on friends for food shopping etc.'

'Our pavements are not swept and the drain is blocked. Requests to sort it out have not been dealt with in the 4 years I have lived here'

'Lack of buses. The 69 stopped going to Portsmouth, No Sunday service. Reduced Saturday and evening services. The Knowle bus has also cut back on services'



'I am sure that if public transport was improved, fewer people would commute here in cars'

Recreation, leisure and the environment

Survey messages:

1. Both residents and visitors greatly enjoy the countryside, rural surroundings and green spaces within and close to the Parish.
2. The Water Meadows, the Meon Valley Trail (old railway line), Knowle village green and playgrounds were all greatly valued and appreciated by residents and visitors.



3. If the proposal to join Wickham and Knowle via the old railway line takes place, this will be welcomed by residents from both villages.
4. The walking and cycling routes are important but there is demand for more cycle paths and an improved cycle route from Wickham to Knowle along the A32.
5. There is a desire across all age groups to have more trees planted.
6. Improved signage and additional litter bins would be welcomed.
7. The history boards recently introduced within Wickham are appreciated.

Survey respondents' suggestions:

8. Improvements in provision of cycle paths, especially between Wickham and Knowle along the A32 and along the Meon Valley Trail.
9. Better maintenance and upkeep of the Water Meadows (river, woodland and benches/picnic tables) and Meon Valley Trail, with improved mobility access to these valued leisure areas - possibly involving the establishment of a community group to access funding and encourage volunteers.

Comments

'Beautiful countryside – Meon Valley Trail, South Downs National Park, Water Meadows'

'Recreation ground new equipment for kids – brilliant!'

'Proper provision to cycle for everyday matters on paths designated away from increasingly heavy volumes of traffic'

'Improvements to encourage cycling and walking to reduce car driving, especially the cycle path to Fareham so that cyclists do not have to use the lorry-infested A32!'

'New and replacement tree planting should be encouraged'

'The parish council to adopt a policy to transform the Glebe Field into a wildflower meadow and set up a steering group to this end'



'I would like to see more wildflower verges'

'The traffic, the resulting pollution and the over-development of the area is resulting in the loss of beautiful and historic countryside'

'Need litter bins along riverbank'

10. Preserve and develop more green spaces. Encourage initiatives to plant more trees, again by involving young people and community groups (e.g. via the Woodland Trust).
11. Recycling services to include plastics.
12. Provide more litter and recycling bins and more regular emptying of bins especially in Wickham Square after the weekends.
13. Provision of electric charging points in Wickham and Knowle
14. Wildflower planting e.g. in 'The Glebe'
15. More family friendly events in the Water Meadows and Meon Valley Trail.



16. Improvements to the skate parks and more activities there.
17. The new sports centre on Mill Lane to include an outdoor gym and adventure playground.

Survey evidence:

18. 26% (123/478) of Wickham and Knowle residents in the parish and 3% of visitors value the countryside nearby and there is a desire for more open, green spaces. There is also widespread concern that the encroachment of building developments will threaten these areas.
19. 14% (47/334) of Wickham residents and 11% (13/116) of visitors to Wickham enjoy the Water Meadows but would like more litter and recycling bins and better tree management there.
20. 7% of Wickham residents appreciate the improvements in the recreation ground playground but would like better pram and wheelchair access to this area, as well as to the Meon Valley Trail. (at the time of this survey, the upgrade to playground facilities in Knowle had not been completed) 4% of Wickham residents in several age groups want more trees to be planted and expressed concern about the trees that had been lost within the Glebe development.

'Littering of green space including Water Meadows and river'

'Increased maintenance of Meon Trail and Water Meadows – can be a bit scruffy'.

'A local community group that helps maintain the old railway, including access to funding and insurance etc. – surely there's a way to make more of this asset'.

'More trees to be planted to replace those lost due to development and to improve the look of the village'

'An adventure playground on the new sports site (Mill Lane) as well as an outdoor gym for health and wellbeing'



'Would it be possible to acquire the space between 6 and 13 Dean Villas (in Old Knowle) to make a safe place for our children to play?'

'Cut back vicious thorns and stinging nettles on cycle path between Knowle roundabout and Wickham'

'Somewhere to recycle plastic in the village'.



'Continued investment in the children's play facilities'

21. 14% of Wickham residents and 10% of visitors to Wickham value the Meon Valley Trail although some think that its maintenance could be improved, possibly by way of a community scheme. Concern about bridge maintenance was mentioned.



'My grandchildren love the recreation ground especially the new slide'

'There has to be more planting of trees in Wickham'

Steering group conclusions

Based on the information and feedback from residents, visitors and workers in Knowle and Wickham recorded in this report, the Steering Group submitted additional proposals to the Parish Council for their consideration at a meeting of Parish Councillors in February 2020 with a follow up meeting in March 2020.

Next steps

Plans to provide feedback regarding the survey results to the community via the Parish Assembly meeting scheduled for 30 April 2020 and other local events were put on hold due to the Coronavirus 19 pandemic. However, this report has been made available to residents via the Wickham Parish Council website.

Further steps to identify the action points to be included within the revised and renewed Parish Plan going forward are still to be completed. The timescale in which this will be achieved is currently difficult to determine, while pandemic restrictions are in place. It is to be hoped that it will be ready for publication by December 2020.

Acknowledgements

The steering group thanks the following people for their support during this survey:

- Steve Lincoln, Community Planning Manager, WCC
- Mark Maitland, Community Officer, WCC
- Nadine Fox, Policy & Performance Officer, WCC
- Angela Clear, Chair of Wickham Parish Council
- Studio 6 Printers, Droxford

They also thank all those people who contributed to this survey. It has been a privilege to read of the heartfelt opinions and feelings of those who live, work and visit in this parish.



THE FUTURE OF WICKHAM AND KNOWLE WHAT DO YOU THINK?

How would *you* like to see the villages of Wickham and Knowle progress?

With the support of Wickham Parish Council and Winchester City Council, a steering group has been formed to update the Parish Plan produced six years ago.

The group would like *your* views about what is important to you in our community, and so is asking as many people as possible in Wickham and Knowle what they want for their area. *Your* views will be a vital part in drawing up an action plan to improve our community.

LET'S MAKE THINGS HAPPEN TOGETHER!

To have your say...

- **Either – remove and fill in the survey on the next page and then – put it in a collection box in:**

Wickham Community Centre reception

Pages Newsagents, Wickham Square

Wickham Surgery

Survey letter box located alongside the red-letter box at Knowle Village

- **OR – have your say online at**

<https://www.surveymonkey.com/r/wkparishplan>

You can get more survey forms from community centres and local shops in the parish or by downloading a copy from the Parish Council website

www.wickhamparishcouncil.org

The last date for survey replies is 30 September 2019

What happens next?

The survey results will be shared with:

- local people via community magazines and the Parish website
- Wickham Parish Council and Winchester City Council

For further information please contact wkparishplan@gmail.com

The future of Wickham and Knowle – a survey for local people

Please tick the statements that apply to you:

<input type="checkbox"/>	I live in Wickham	<input type="checkbox"/>	I work in Wickham	<input type="checkbox"/>	I am a visitor to Wickham
<input type="checkbox"/>	I live in Knowle	<input type="checkbox"/>	I work in Knowle	<input type="checkbox"/>	I am a visitor to Knowle

Age range:

<input type="checkbox"/>	5 to 11 years	<input type="checkbox"/>	12 to 18 years	<input type="checkbox"/>	19 to 35 years
<input type="checkbox"/>	36 to 60 years	<input type="checkbox"/>	61 to 75 years	<input type="checkbox"/>	76 years and over

What are the best things about living/working/visiting here?

What are the worst things about living/working/visiting here?

What changes would you like to see to improve living/working/visiting here?

Thank you for taking the time to complete this survey

FUTURE OF WICKHAM AND KNOWLE

WHAT DO YOU THINK?

TIME TO HAVE YOUR SAY...



It's easy to take part

You can get survey forms:

Either:

- from the centre page of the Knowle Post
- by downloading a copy from www.wickhamparishcouncil.org

Or:

- complete online via <https://www.surveymonkey.com/r/wkparishplan>

The survey results will be shared with:

- local people via community magazines and the parish website
- Wickham Parish Council and Winchester City Council

LET'S MAKE THINGS HAPPEN *TOGETHER*

Population sources and size in the Wickham parish

The best source of population data is the census which takes place every 10 years and figures are released by the Office for National Statistics sometime later. The results of the last census in 2011 were not published in time to be included in the last Wickham Parish Plan of 2013 and therefore the population details used within that publication were based on the available 2001 census figures.

The 2001 census figures are now 19 years old and a lot has changed since then; the population of the Wickham civil parish has grown considerably. This updated Parish Plan draws on population figures from the 2001 and 2011 censuses and also from the mid-year estimates (for 2017 and 2018) from the Office for National Statistics (ONS) and from work by Thomas Brinkhoff extending some of the results to 2018. Inevitably data drawn from multiple sources, sometimes created using different methodologies and updated at different times, may vary slightly.

Table 1 below summarises the headline size figures for the usually resident population of the Wickham Ward/Parish at different moments in time; census figures for 2001 and 2011 and estimates for 2018.

Table 1: The population of Wickham Ward and Built Up Areas (BUA) from 2001 to 2018

Area	Date	Numbers	%
All of Wickham Ward	Ward population in 2001	2622	Census 2001 data
All of Wickham Ward	Ward population in 2011	4299	Census 2011 data
All of Wickham Ward	Ward population in 2018	4741	Estimated data
All of Wickham Ward	Population growth in Ward 2001 -2011	1689	64.0% growth the fastest in Winchester City OND calculation
Wickham Built Up Area	Area population in 2011	2060	47.9% of Ward population in 2011 Based on census data
Knowle Built Up Area	Area population in 2011	1511	35.1% of Ward population in 2011 Based on census data
Rural areas (Ward – Built Up areas populations)	Rural population in 2011	728	17 % of Ward population Based on census and estimated data

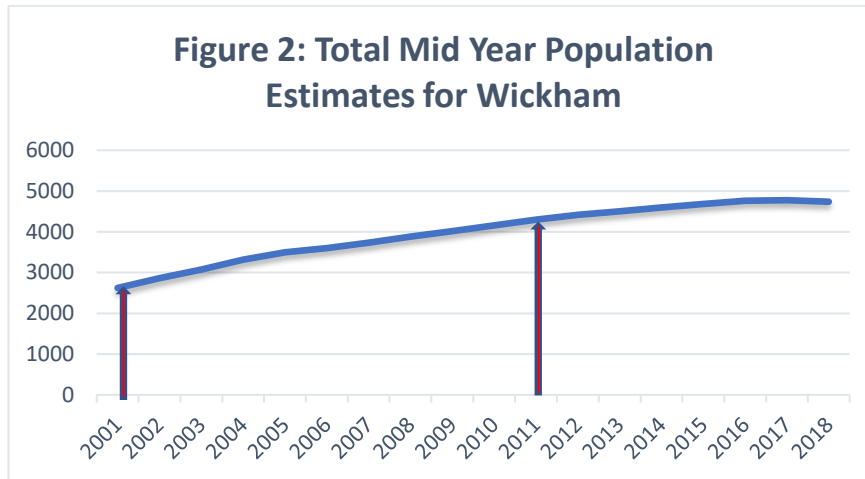
*(Mid-year estimates (MYE) of population are produced annually by the Office for National Statistics (ONS) using the most recent census figures as ‘anchor points’ plus vital statistics such as births and deaths.

Population change

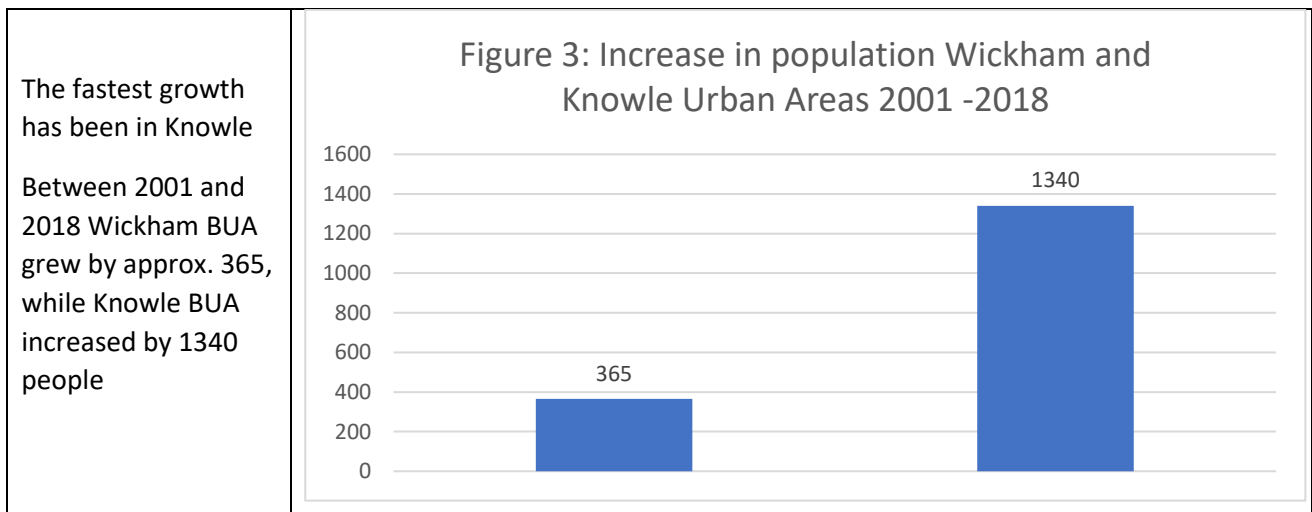
Wickham parish’s population growth rate of 64.0% was the largest for 2001 to 2011 of all 25 Wards of Winchester District. It was mostly due to the growth of Knowle during this period.

Figure 2, the graph overleaf, shows this growth more clearly. The red arrows indicate the two census years (2001 & 2011) and so reflect the most accurate figures available. The figures between are derived from MYE.

Figure 2: Usually resident population in Wickham Parish according to MYE (mid- year estimates) to produce statistics for 2001-18



The built-up area (BUA) statistics below show the growth in the population in the two villages of the Wickham civil parish, Wickham and Knowle, from 2001 onwards. The growth of Knowle has been much greater than that of Wickham between 2001 – 2018.



This population growth over the 17-year period has meant that, within the civil parish, the proportions of the population living in Wickham and Knowle have changed significantly. In 2001, the Wickham built up area had 73% of the Parish population, but this declined in 2011 to 48% of the total Parish population. In contrast, in 2001, the Knowle built up area had 11% of the Parish population and this had grown in 2011 to 35% of the Parish populations.

Changes in the scale of the BUAs are shown in table below and illustrated by figure 4 and subsequent figures.

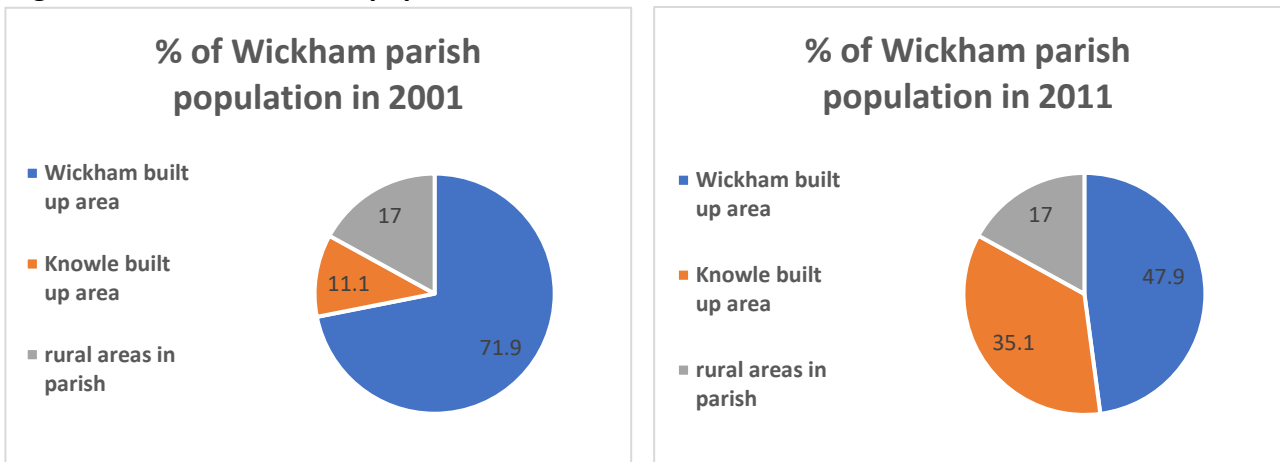
Table 2: Built Up Areas (BUA) population figures

BUA	2001 census count	2011 census count	2018 Estimate	Change 2001 to 2011	Change 2001 to 2018
Knowle	290	1511	1630	1221	1340
Wickham	1915	2060	2280	145	365

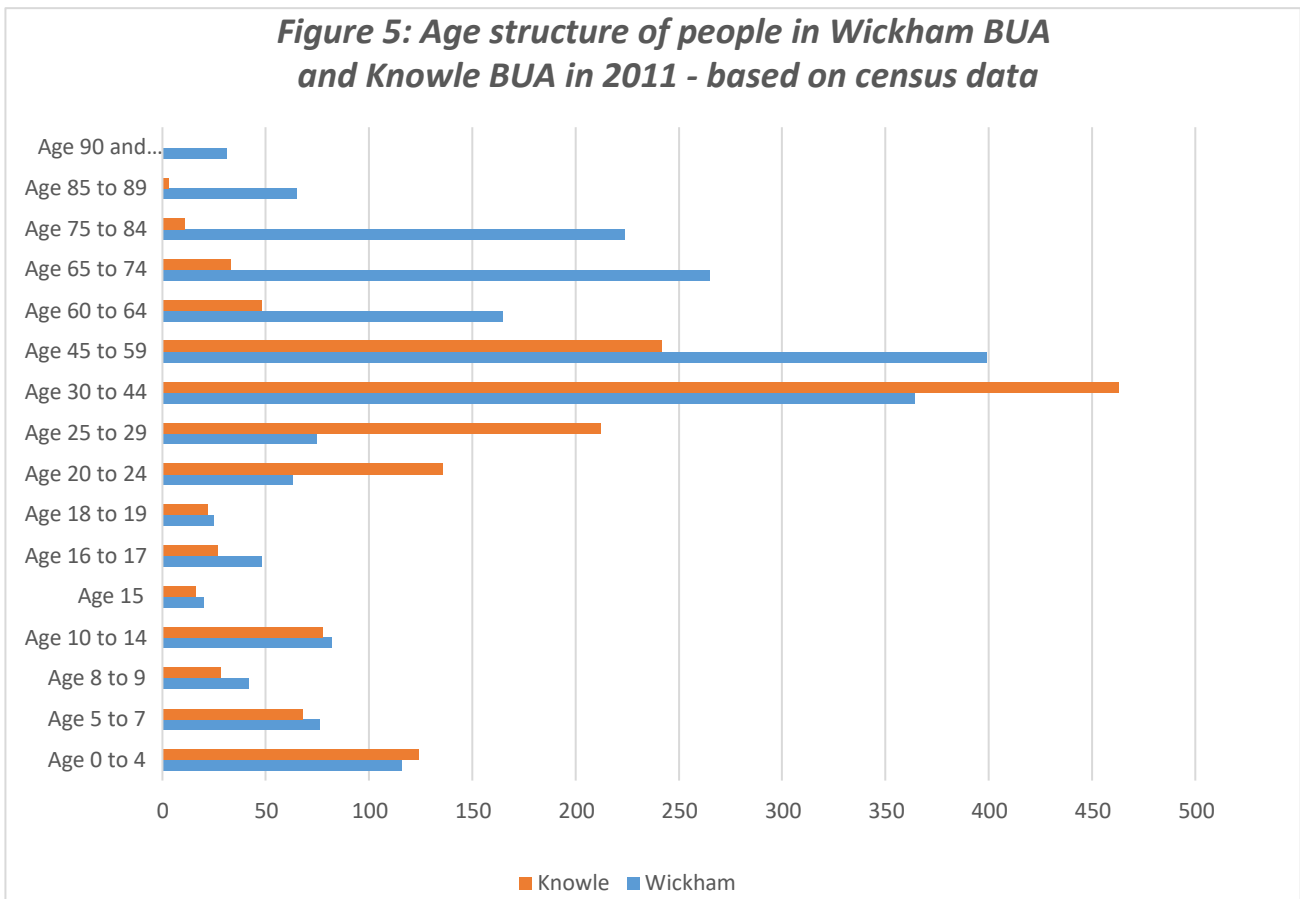
Source: see www.citypopulation.de

The differences in relative composition between the BUAs, 2001 - 2011.

Figure 4: Contrasts in BUA populations 2001 - 2011



The 2011 census statistics revealed the age profile of the populations in the BUAs of Wickham and Knowle to be very different, as seen in figure 5 below.



Commentary on the differences between Wickham and Knowle (see figure 5)

In 2011 the mean (average) age of the usually resident population was 46.7 years in Wickham and 31.3 years in Knowle.

For the age group 20 to 44 years, there were noticeably more Knowle than Wickham residents. For the age group 45 to 49 years and upwards, the Wickham population exceeded that of Knowle.

For the age group 60 years and over, there were 756 Wickham residents and only 95 in Knowle; with relatively few residents of retirement age in Knowle.

For the age group 85 years and over, there were 96 residents in Wickham and only 3 residents in Knowle.

In summary, Wickham's Built Up Area contained a much higher proportion of older residents than Knowle, as is to be expected from the longer establishment of Wickham. Knowle had a more youthful population, reflecting its rapid growth in recent years.

Further detailed statistics from the 2011 census (see table 3 below) give more information about the differences and similarities between the two communities. Comparisons in red highlight some of the most striking differences. Some characteristics of the two communities are shared: for instance, similar high proportions of the populations are white, were born in the UK and see themselves as having English as a first language.

Table 3: Differences between Knowle and Wickham BUAs - main differences in red

Characteristics of the two communities	Wickham BUA	Knowle BUA
Mean age of usual residents	46.7	31.3
% Usual residents are female	53.0	46.8
% Usual residents married	51.6	34.7
% Usual residents' ethnicity - white	97.5	94.2
% Usual residents identifying as English	70.5	58.9
% Usual residents giving UK as country of birth	92.9	92.0
% Households with English as main language	97.9	96.0
% One person households	33.9	32.9
% Usual residents have a religion	67.1	56.2
% Households owned outright	35.8	8.9
% Households renting from LA	20.0	1.1
Average no. of rooms per household	5.9	4.6
% Households with central heating	98.2	96.9
% Households with 2 or more cars	30.0	41.9
% Usual residents 16-74 in higher managerial, administrative and professional occupations	13.7	16.7
% Usual residents 16-74 in lower managerial, administrative and professional occupations	23.4	32.0
% Usual residents employed in wholesale and retail trade and human health and social work activities	27.2	23.5
% Households with no adult in employment	41.9	10.6
% Residents 16-74 unemployed	2.8	3.5

% Residents 16-74 in employment	61.5	76.2
% Retired	20.8	4.3
% households with one person in household with long term health problem or disability	30.9	10.4
% Level 4 qualifications and above	29.8	42.4

The large variation in age profiles between the two communities appears to have influenced many of these differences between them.

It may be that the more youthful population in Knowle has had relatively little time, due to the rapid growth of the settlement, to own properties outright and consequently, there is a high percentage of private rental properties. There is also a higher number of flats in Knowle which might encourage renting. The higher proportion of rental property is also reflected in the higher number of single person households, higher car ownership and slightly higher employment.

The longer established settlement of Wickham has higher levels of house ownership, as well as more rentals from the Local Authority. Unsurprisingly, therefore, the older profile of population reflects higher levels of retired people, a higher percentage with no adult in employment and more people with long-term health problems and disabilities.

Looking ahead

The next census will be in 2021, after which more up-to-date population figures will be available. However, the 2011 census figures, particularly when compared with those from 2001, and with the addition of the 2018 estimates, show how much the Wickham civil parish has changed in those 17 years. The opinions, feedback and priorities expressed in this Parish Plan survey are likely to have been influenced by, and to reflect, the changes and contrasts revealed by these population changes.

These population changes will be further influenced by the application/granting of planning permission for several significant, new housing developments within Wickham Parish to be built in the near future:

- 82 homes to be built at the Glebe, Wickham
- 120 homes to be built off the Winchester Road, Wickham
- 200 homes to be built at Ravenswood, Knowle

Furthermore, the new garden village of Welborne will be built within the Fareham Borough Council district, adjacent to Knowle and just 2km south of the centre of Wickham. When complete it is predicted to include a further 6,000 homes.

Annex

Sources of statistics used in this report:

<https://www.nomisweb.co.uk/reports/localarea?compare=1119883372>

<https://www.nomisweb.co.uk/reports/localarea?compare=1119880686>

<https://www.nomisweb.co.uk/reports/localarea?compare=111972> insert Wickham for area name

<https://www.nomisweb.co.uk/reports/localarea?compare=E34004205>

<https://www.citypopulation.de/en/uk/southeastengland/> estimates by Thomas Brinkhoff. See statistics for Built Up Areas under Settlements