

Results from the survey in Wickham and Knowle

Survey undertaken between May and September 2019





Wickham Parish

This map shows the boundary of Wickham Parish together with rights of way and significant local features. The map is not painted to scale.



Survey questions (as recommended by WCC Community Planning Dept)

- What are the best things about living/working/visiting here?
- What are the worst things about living/working/visiting here?
- What changes would you like to see to improve living/working/visiting here?

Broken down by:

- location (*Wickham or Knowle*)
- status (*resident/worker/visitor*)
- age range



Wickham responses

- 334 residents (67% paper based / 33% survey monkey)
- 116 visitors (90% paper based / 10% survey monkey)
- 36 workers (66% paper based / 34% survey monkey)
- 486 individual responses from Wickham

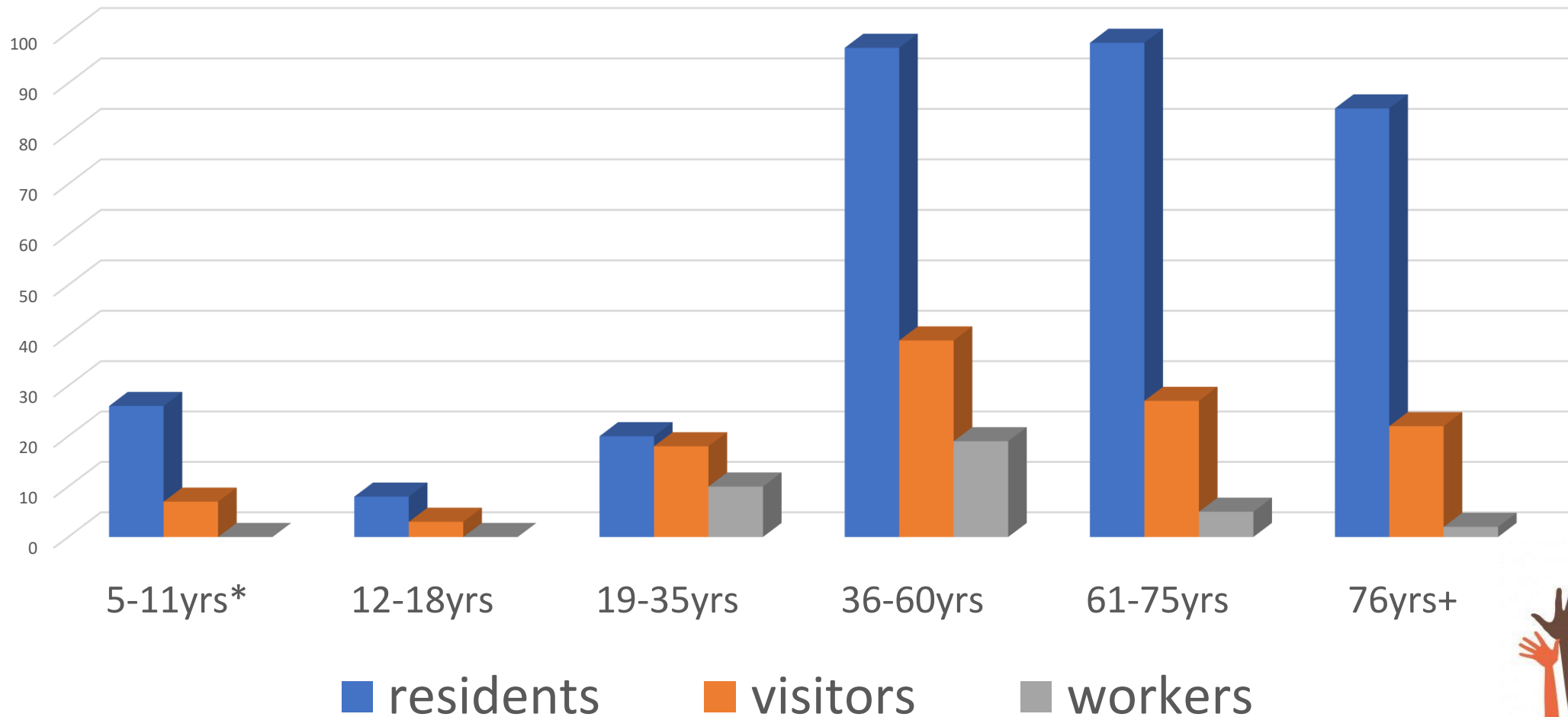
Plus:

- Feedback from a meeting with the Chamber of Trade
- 4 class reviews of survey at Wickham School



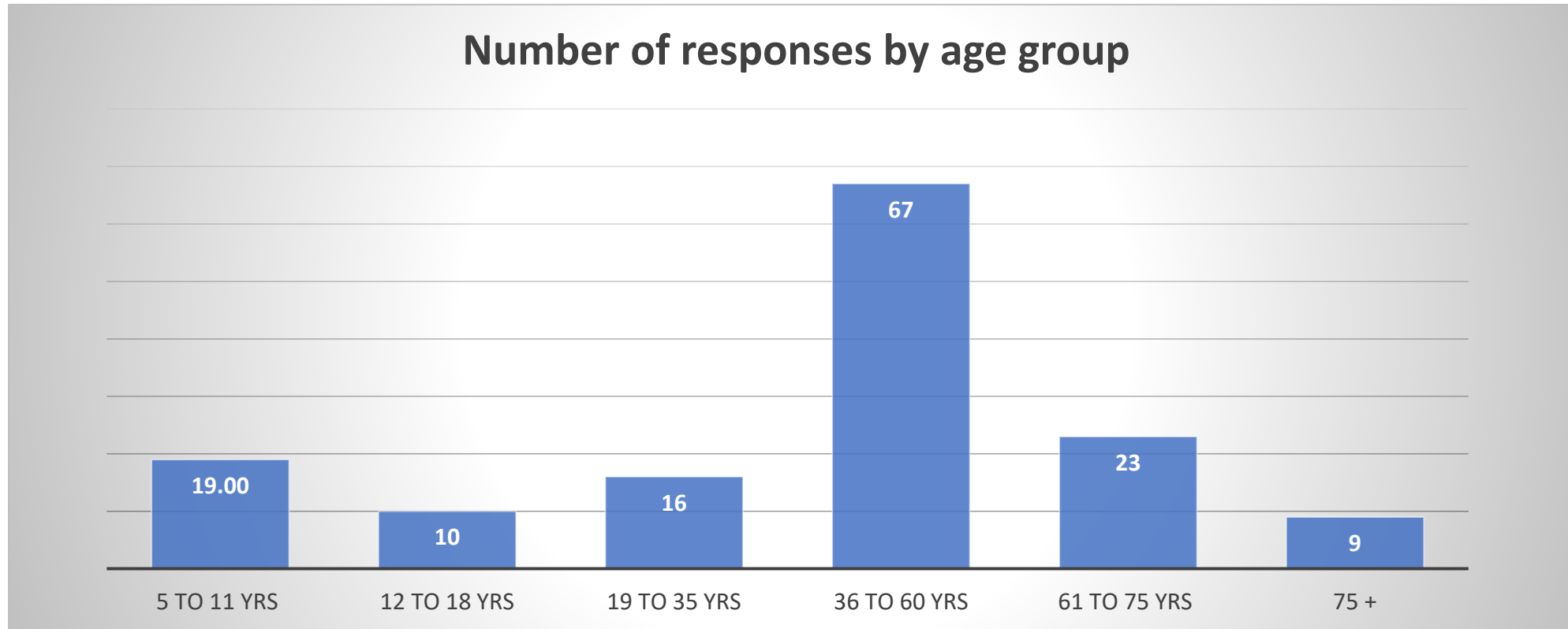
Wickham breakdown of individual respondents

Participants by age group



Knowle breakdown of respondents

- 144 residents responded (50% paper based / 50% survey monkey)



- 5 visitors and 2 who worked in Knowle also responded



Knowle responses

The following slides show:

- Knowle residents' likes
- Knowle residents' dislikes
- Suggested changes from Knowle residents broken down by age group:
 - the younger generation
 - 19 to 35 years
 - 36 to 60 years
 - 61 – 75 years
 - 75 years +



Knowle residents liked



'It's amazing living in Knowle' – resident aged 5 to 11 years

- The peace and quiet (60/144) (plus 5/7 visitors/workers)
- The semi-rural location and access to the countryside
- The village green and well kept village
- The community spirit and friendly neighbours
- Low crime rate and feeling safe



Knowle residents disliked



Poor amenities,
the shops do
their best, but it
isn't adequate
for a village of
this size



- Speed and increasing volume of traffic in the village
- Lack of parking space and inconsiderate parking
- Lack of community spirit and isolation
- Lack of community events for all age groups
- Limitations of bus services and shops in Knowle
- Welborne
- Lack of parking in Wickham
- Dog poo alley!



Suggested changes from the younger generation of Knowle residents



5 to 11 years

- Improved play parks / additional dog poo bins

12 to 18 years

- Improvements to skate park including a rubbish bin
- More activities for older children including a play park
- Better bus service



Suggested changes 19 to 35 years



- A shop selling fresh fruit and veg – like McCarthys
- Boundary Walk one way
- Badminton facilities without joining a club
- Advertising/signposting of footpaths
- Increase in litter bins
- Joining of Wickham and Knowle via railway track
- Kids' summer camp



- Reduction in the speed limit
- Speed bumps on Knowle Avenue
- Double or single yellow lines on Knowle Avenue
- Restrictions in parking particularly near junctions
- More parking bays
- Planting of bulbs in Knowle
- Better bus service
- Extension of skate area – like Whitely
- Sale of newspapers at the weekend
- More information about the Haven
- Electric charging points

Suggested changes 36 – 60 years



Suggested changes 61 to 75 years




- Improved parking facilities
- More activities for older people and children
- Evening social events for adults
- 20 mph speed limit
- Extra bins and improved emptying of dog waste bins
- Electric car charging points
- Barrier controlled residents' car access to Mayles Lane
- Improved bus service
- Cricket on the green again!



Suggested changes 75 years +

- One way central road system
- Stop those parking dangerously on bends
- Turn off street lighting after midnight
- Separate the parish council
- Greater police presence
- New sewage plant



Wickham responses to the survey

The following slides show:

- Wickham likes
- Wickham dislikes
- Wickham changes

R = Wickham residents

V = Wickham visitors

W = Wickham workers



Wickham likes



- The community spirit/friendly (47%R, 17%V)
- Good range of independent shops, cafes, pubs and restaurants (51%R, 76%V)
- Access to countryside (25%R, 3%V)
- Water Meadows and old railway track (14%R, 10%V)
- Beautiful, historic village (21%R, 41%V)
- Community & village events (13%R, 6%V)
- Accessibility and location (12%R)
- Good range of services (18%R)



Wickham dislikes



- Noise, speed and increasing volume of traffic (73%R, 19%V)
- Building development/pressure on infrastructure (44%R)
- Lack of parking spaces in Wickham Square(34%R, 50%V and W)
- Church crossroads (13R%,6%V)
- Limitations of bus services (10%R, 6%V)
- Lorries, numbers & damage (9%R)
- Wickham Fair (13%R, 6%V)



Wickham suggested changes

within the following topics:

- Younger generation
- Wickham Square
- Traffic control
- Housing
- Recreation/leisure/environment
- Older generation



Suggested changes by young people aged 5 – 18yrs



- More parks and play areas (9%R)
- Church crossroads – better traffic management (9%R)
- More trees planted
- More food outlets
- Improve public transport
- Better skate park & more activities there



Suggested changes in Wickham Square



- Improved parking, including long stay for local workers (26%R, 8%V, 19%W)
- Speed limit (20mph) or one way system in Square (9%R, 6%V, 6%W)
- Control of dangerous & illegal parking (6%)
- Clearer signposting of local amenities
- Clearly marked pedestrian crossing places
- Hold regular farmers' market
- More trees and street furniture
- Keep the variety of shops
- More litter bins including recycling bins
- Electric charging points



Suggested changes for traffic control



My property shudders as the lorries go by



- Speed controls on main roads (33%R, 4%V)
- Better traffic management at church crossroads (15%R, 3%V)
- Improve public transport (12R%,4%V, 6%W)
- Reduce noise pollution & danger from speeding motorbikes (11R%)
- Restrict & manage heavy lorry traffic (7%R)
- Improve road surfaces by repair of potholes & regular sweeping
- Stop Horse Fair on A334 &/or move to Square, Rec, or Glebe



Suggested changes for housing



- Concerns about increasing pressure on infrastructure e.g. roads, surgery appointments, drainage/sewage (35R%)
- More affordable housing for younger people
- Stop new building on greenfield sites/keep semi-rural feel (30%R, 2%V, 3%W%)

Stop the insane development projects that are eating up every accessible green space and pushing our infrastructure to the point of destruction



Suggested changes

Recreation/leisure/environment



- Plant more trees (8%R)
- More open spaces & play areas
- Improve foot/cycle path along A32 - & build more cycle paths
- Better pram/wheelchair access to Rec. and old railway line
- More litter bin collection in Water Meadows – and recycling bins
- Improve recycling service to include wider range of plastics
- More wildflower planting
- Include outdoor gym & adventure playground at new Mill Lane sports site



Suggested changes from the older generations (61+yrs)



- Improve parking facilities (39%R)
- Reduce traffic speed & volume on main roads A32, A334 & Mill Lane, Mayles Lane (34%R)
- Stop building on greenfield sites/keep semi rural feel (22%R)
- Reduce noise pollution & danger from speeding motorbikes (17%R)
- Better traffic management at Church crossroads (16%R)
- Improve bus service (15%R)
- Improve unsafe, uneven, narrow pavements on Winchester Rd, Mill Lane and Square (14%R)
- Reduce and manage heavy lorry traffic





Thank you for your attention

The report outlining these results was submitted to the Parish Council in February 2020.

Despite the intervention of the pandemic in the intervening period, a number of the recommendations have been or are in the process of being implemented.

For further information contact:
clerk@wickhamparish.org